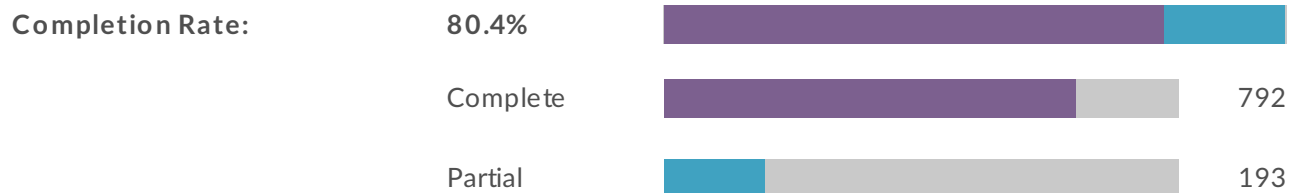


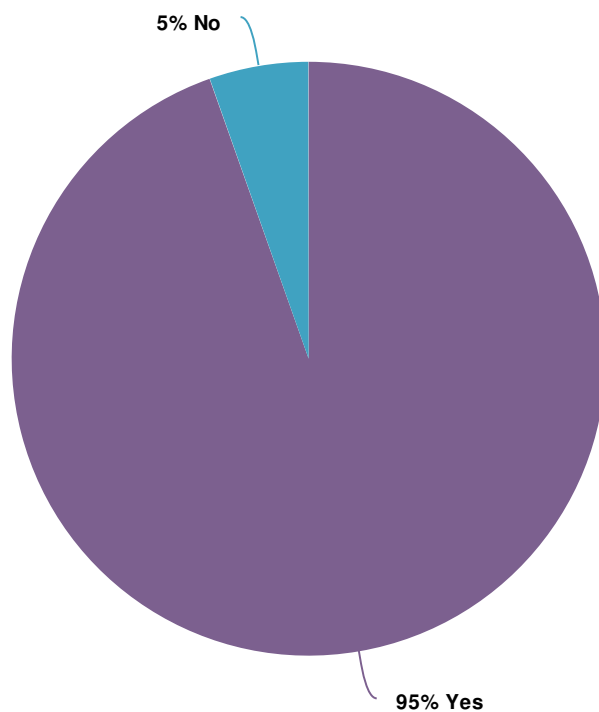
# Results of the 2019 ANZCA Circus Census

## Response Counts



Totals: 985

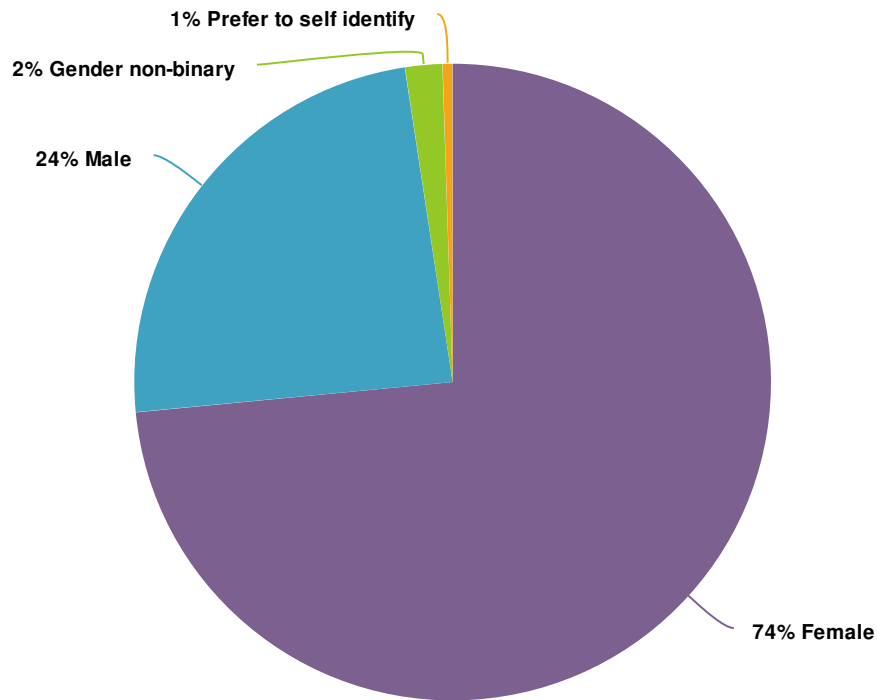
1. Between April 2018 and April 2019, I was involved in the New Zealand circus community as a practitioner in some capacity (as a student, teacher, performer, running a circus project or circus school, rigger, administration etc.)







Value	Percent	Responses
Yes	94.6%	856
No	5.4%	49

Totals: 905

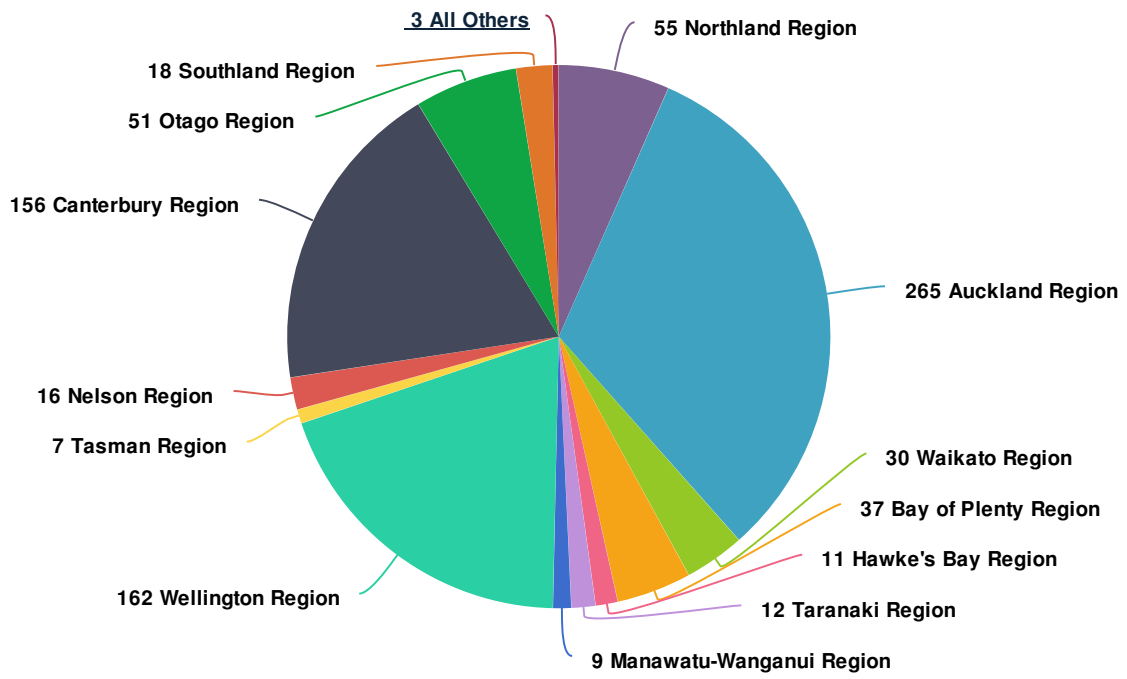
## 2. What gender do you identify as?


















Value		Percent	Responses
Female		73.5%	622
Male		24.1%	204
Gender non-binary		1.9%	16
Prefer to self identify		0.5%	4

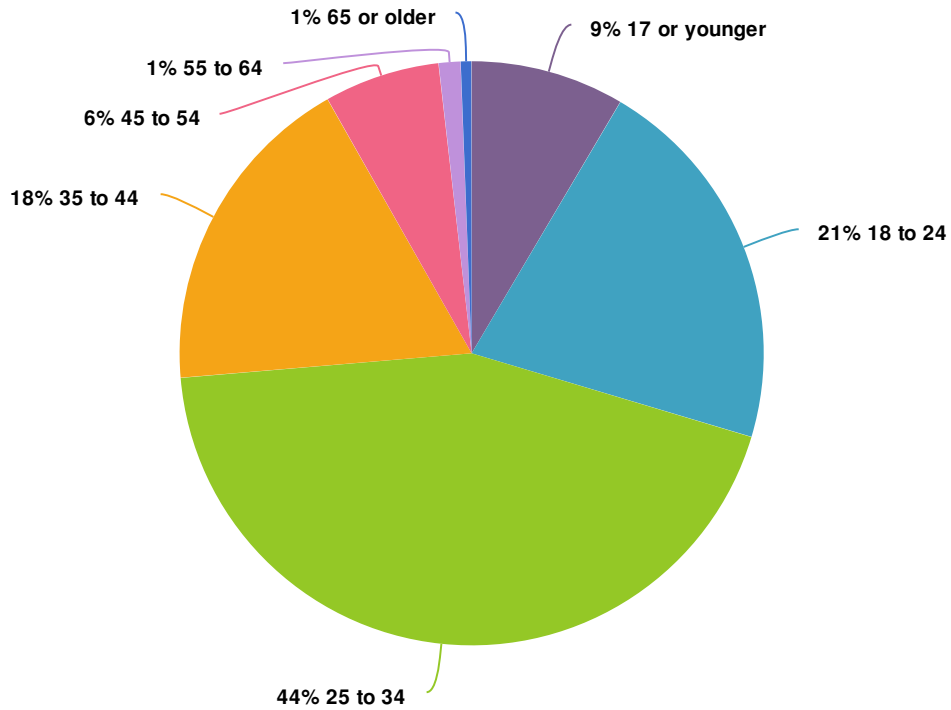
Totals: 846

## 3. What region in New Zealand do you currently live?



Value		Percent	Responses
Northland Region		6.6%	55
Auckland Region		31.9%	265
Waikato Region		3.6%	30
Bay of Plenty Region		4.4%	37
Gisborne Region		0.1%	1
Hawke's Bay Region		1.3%	11
Taranaki Region		1.4%	12
Manawatu-Wanganui Region		1.1%	9
Wellington Region		19.5%	162
Tasman Region		0.8%	7
Nelson Region		1.9%	16
Marlborough Region		0.2%	2
Canterbury Region		18.8%	156
Otago Region		6.1%	51
Southland Region		2.2%	18
			<b>Totals: 832</b>

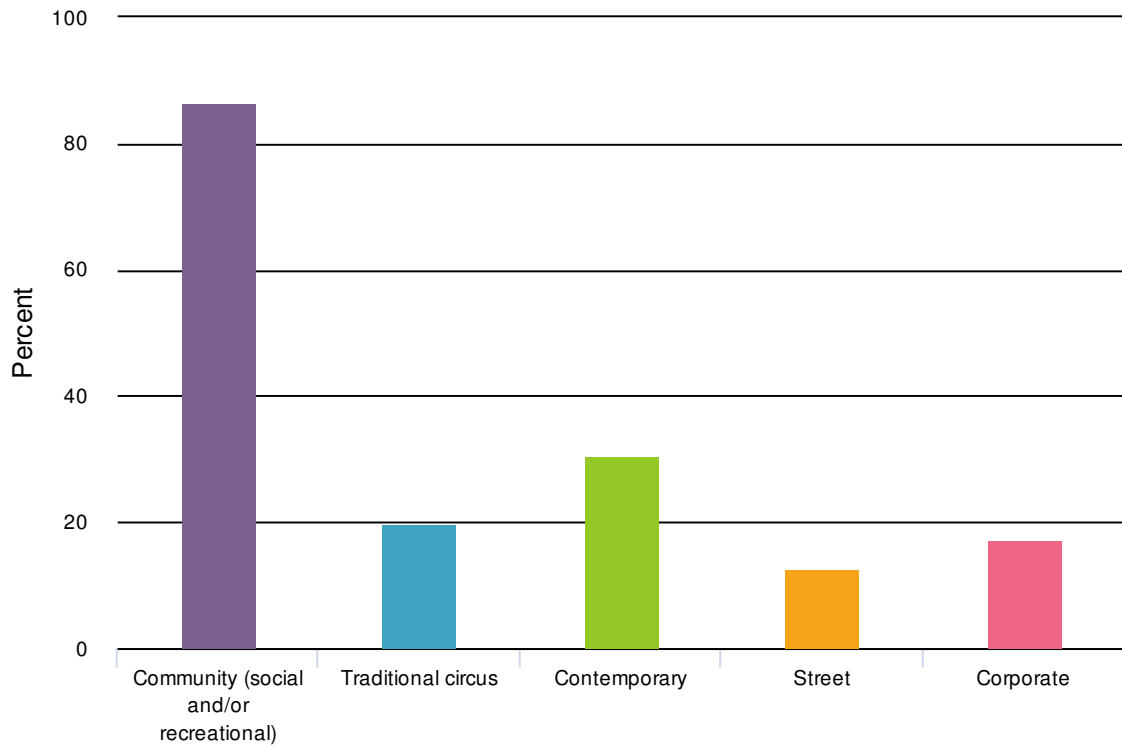
#### 4. What is your age?



Value	Percent	Responses
17 or younger	8.5%	72
18 to 24	21.1%	178
25 to 34	44.0%	371
35 to 44	18.1%	153
45 to 54	6.4%	54
55 to 64	1.2%	10
65 or older	0.6%	5

Totals: 843

5. What areas/genres of circus do you mainly participate in? (please check all that apply):

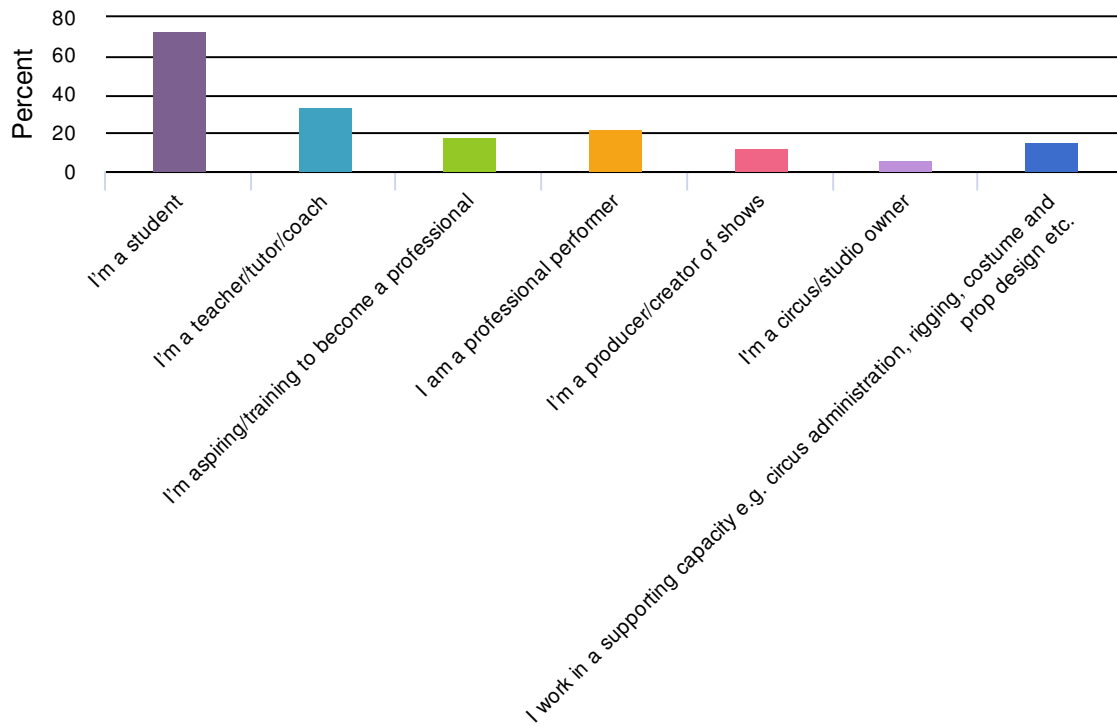


Value	Percent	Responses
Community (social and/or recreational)	86.3%	722
Traditional circus	19.7%	165
Contemporary	30.5%	255
Street	12.7%	106
Corporate	17.4%	146

## Statistics

Total Responses 837

6. How are you part of the circus community in New Zealand? (please check all that apply):

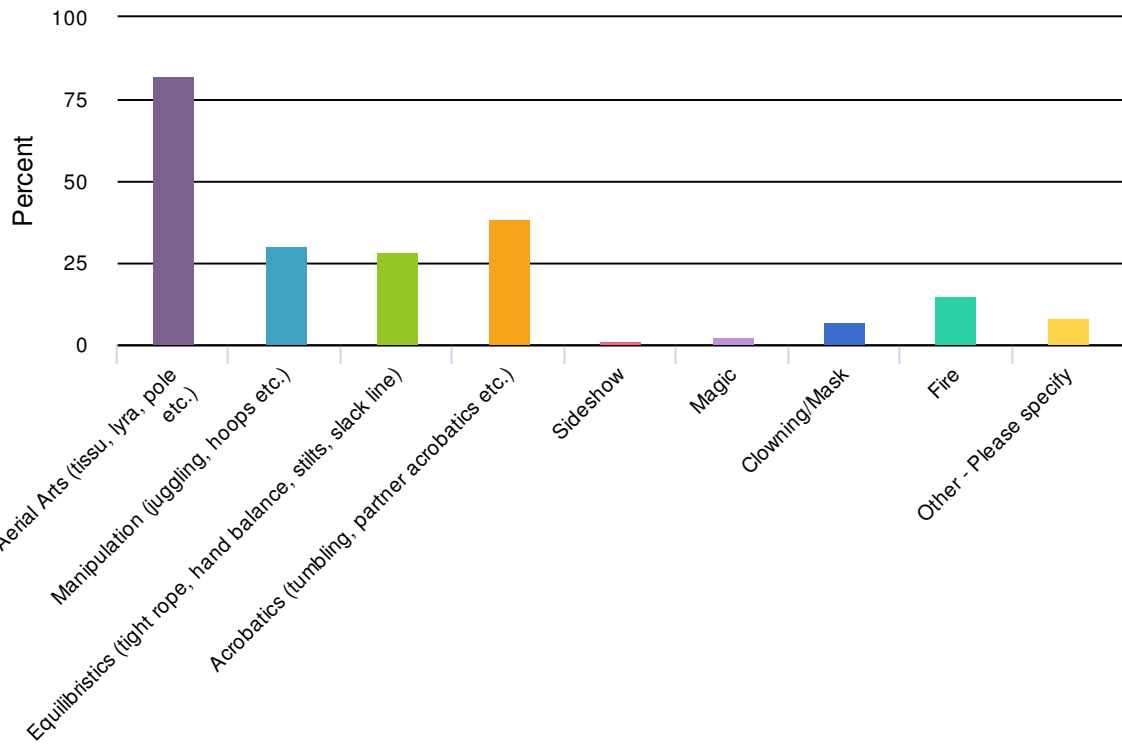











Value	Percent	Responses
I'm a student	73.1%	614
I'm a teacher/tutor/coach	33.5%	281
I'm aspiring/training to become a professional	18.3%	154
I am a professional performer	22.5%	189
I'm a producer/creator of shows	12.5%	105
I'm a circus/studio owner	6.0%	50
I work in a supporting capacity e.g. circus administration, rigging, costume and prop design etc.	15.4%	129

## Statistics

Total Responses	840
-----------------	-----

7. (For Students of Circus) What disciplines have you trained in between April 2018 and April 2019? (please check all that apply):



Value		Percent	Responses
Aerial Arts (tissu, lyra, pole etc.)		82.0%	474
Manipulation (juggling, hoops etc.)		30.6%	177
Equilibristics (tight rope, hand balance, stilts, slack line)		28.7%	166
Acrobatics (tumbling, partner acrobatics etc.)		38.4%	222
Sideshow		1.4%	8
Magic		2.2%	13
Clowning/Mask		7.1%	41
Fire		15.1%	87
Other - Please specify		8.3%	48

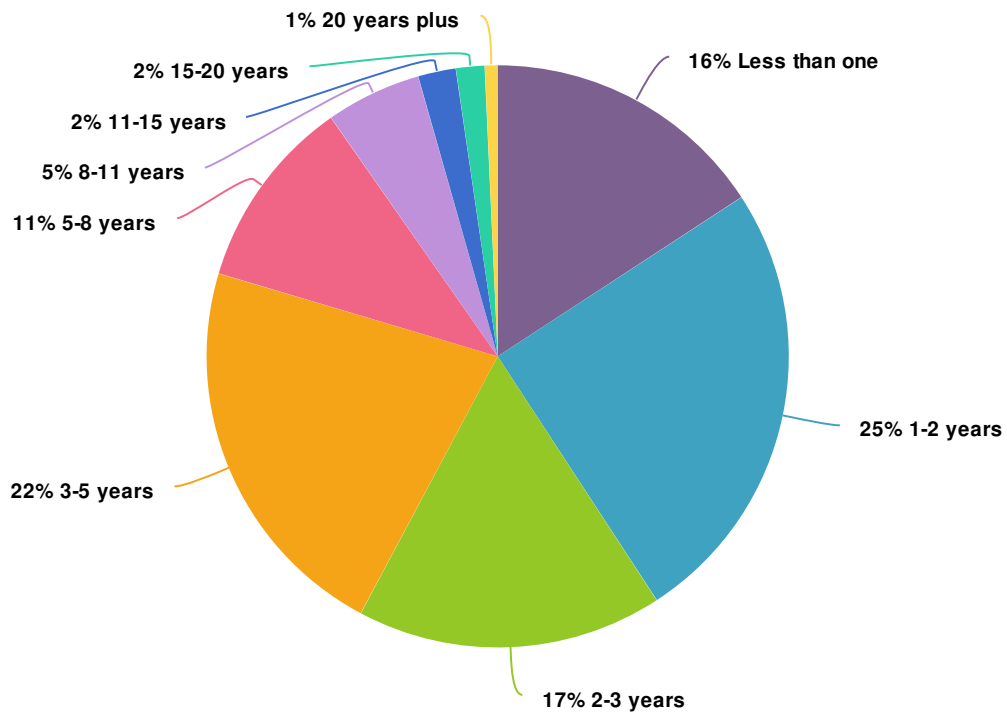
## Statistics

Total Responses

578



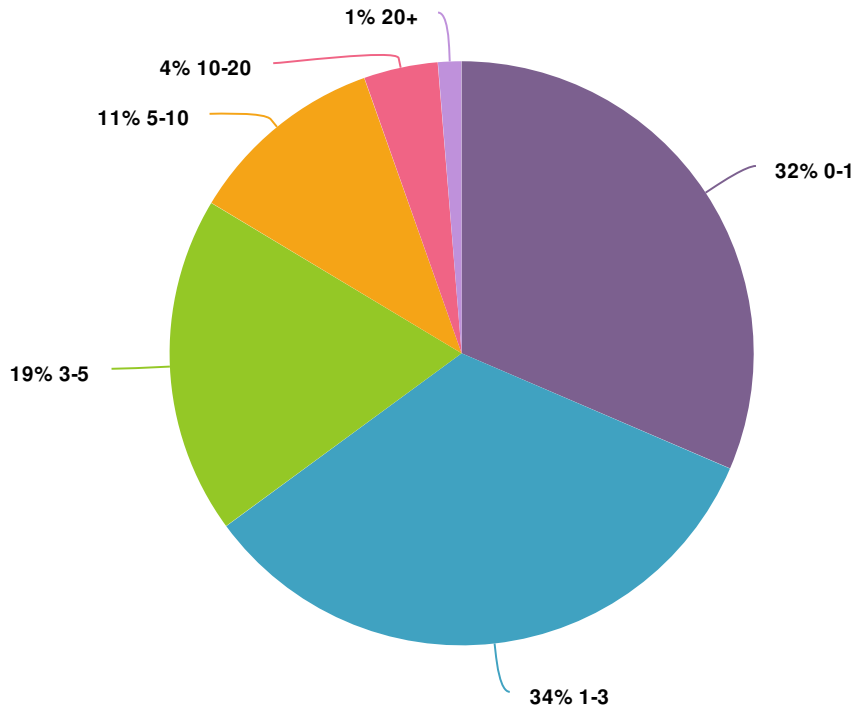
## 8. How many years have you been training circus? (For Students)









Value	Percent	Responses
Less than one	15.8%	90
1-2 years	25.0%	142
2-3 years	17.0%	97
3-5 years	21.8%	124
5-8 years	10.7%	61
8-11 years	5.3%	30
11-15 years	2.1%	12
15-20 years	1.6%	9
20 years plus	0.7%	4

Totals: 569

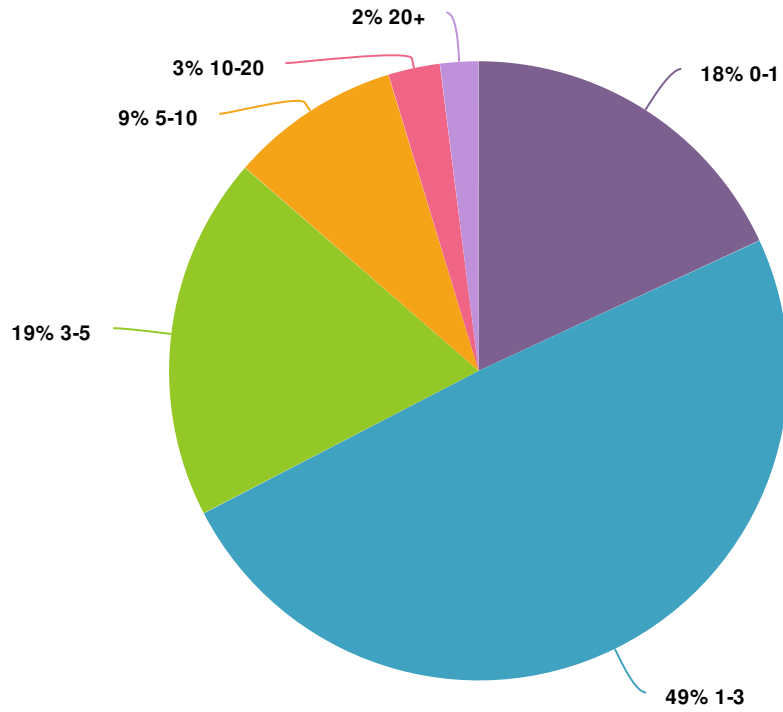
## 9. On average, how many hours a week do you do self-directed circus training? (For Students)









Value		Percent	Responses
0-1		31.5%	175
1-3		33.5%	186
3-5		18.7%	104
5-10		11.0%	61
10-20		4.1%	23
20+		1.3%	7

Totals: 556

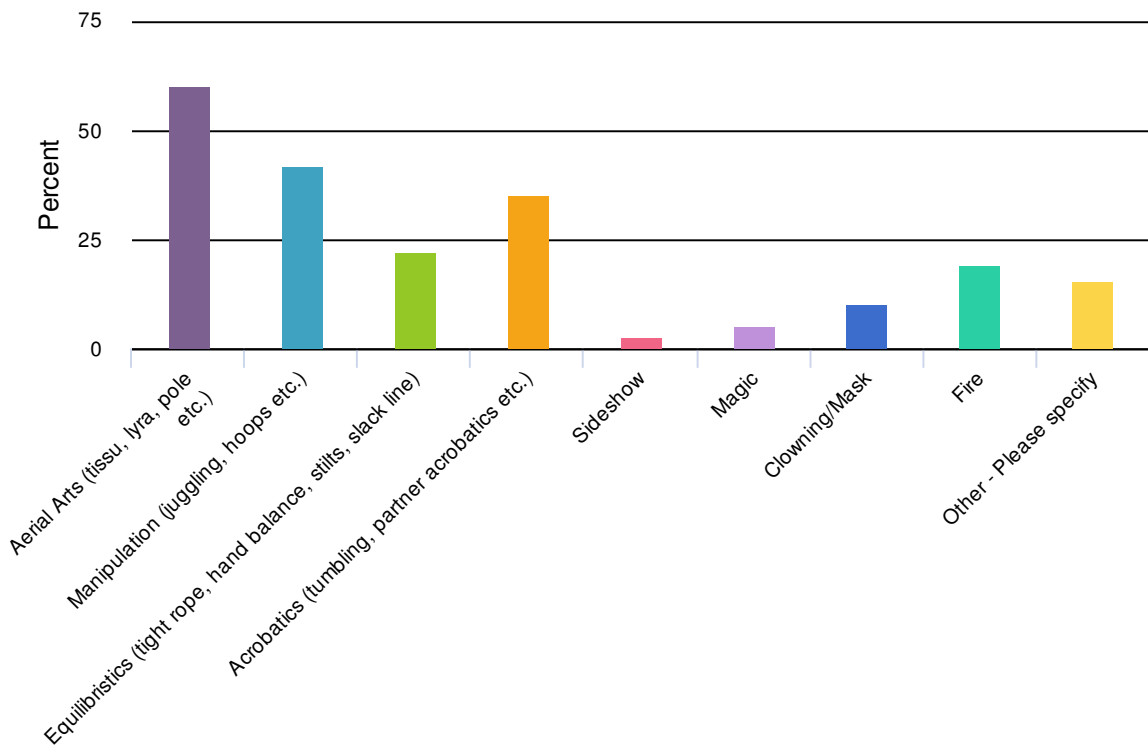
10. On average, how many hours a week do you attend classes or have tuition? (For Students)












Value		Percent	Responses
0-1		18.1%	100
1-3		49.3%	272
3-5		19.0%	105
5-10		8.9%	49
10-20		2.7%	15
20+		2.0%	11

Totals: 552

11. What disciplines have you taught or coached between April 2018 and April 2019? (please check all that apply) (For Teachers)



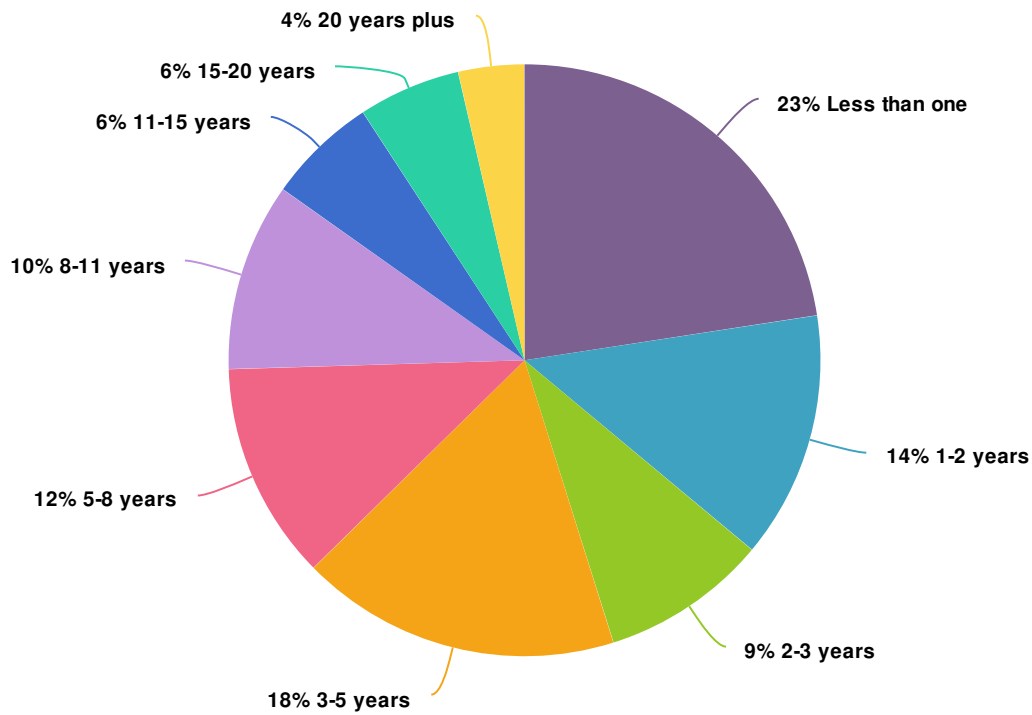
Value		Percent	Responses
Aerial Arts (tissu, lyra, pole etc.)		60.1%	155
Manipulation (juggling, hoops etc.)		41.9%	108
Equilibristics (tight rope, hand balance, stilts, slack line)		22.1%	57
Acrobatics (tumbling, partner acrobatics etc.)		35.3%	91
Sideshow		2.7%	7
Magic		5.4%	14
Clowning/Mask		10.1%	26
Fire		19.4%	50
Other - Please specify		15.5%	40

## Statistics

Total Responses

258

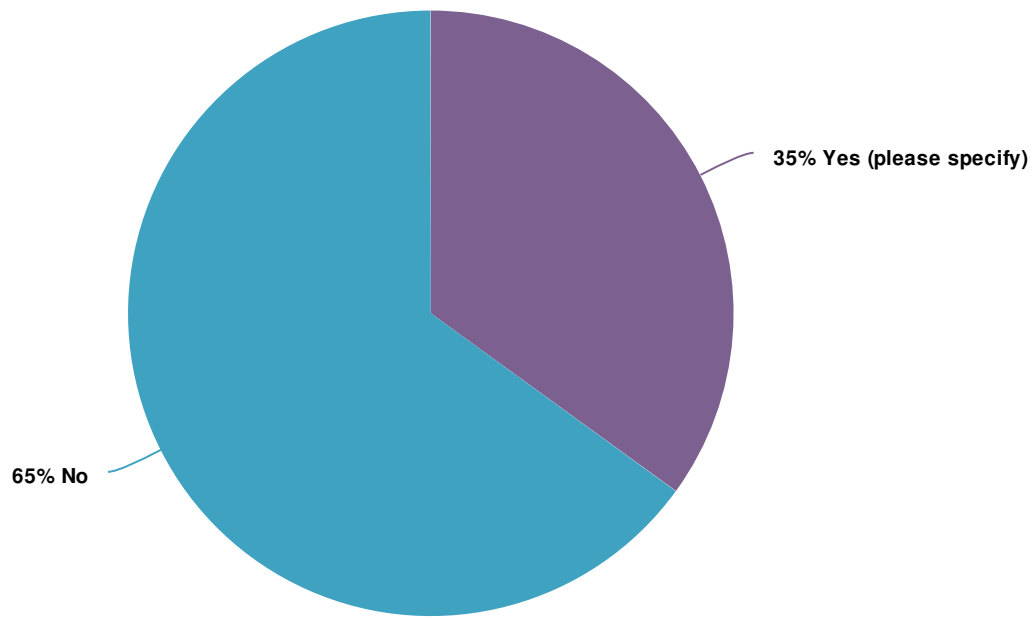
## 12. How many years have you been teaching? (For Teachers)



Value	Percent	Responses
Less than one	22.6%	57
1-2 years	13.5%	34
2-3 years	9.1%	23
3-5 years	17.5%	44
5-8 years	11.9%	30
8-11 years	10.3%	26
11-15 years	6.0%	15
15-20 years	5.6%	14
20 years plus	3.6%	9

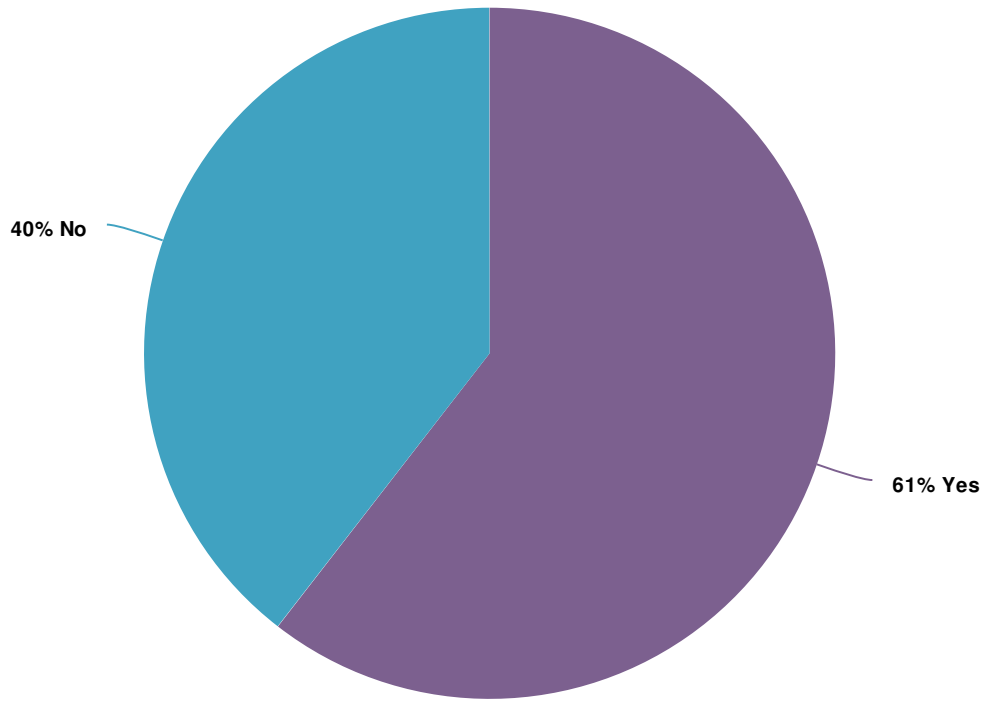
Totals: 252



## 13. Have you ever completed teacher training for any of the circus arts you teach? (For Teachers)



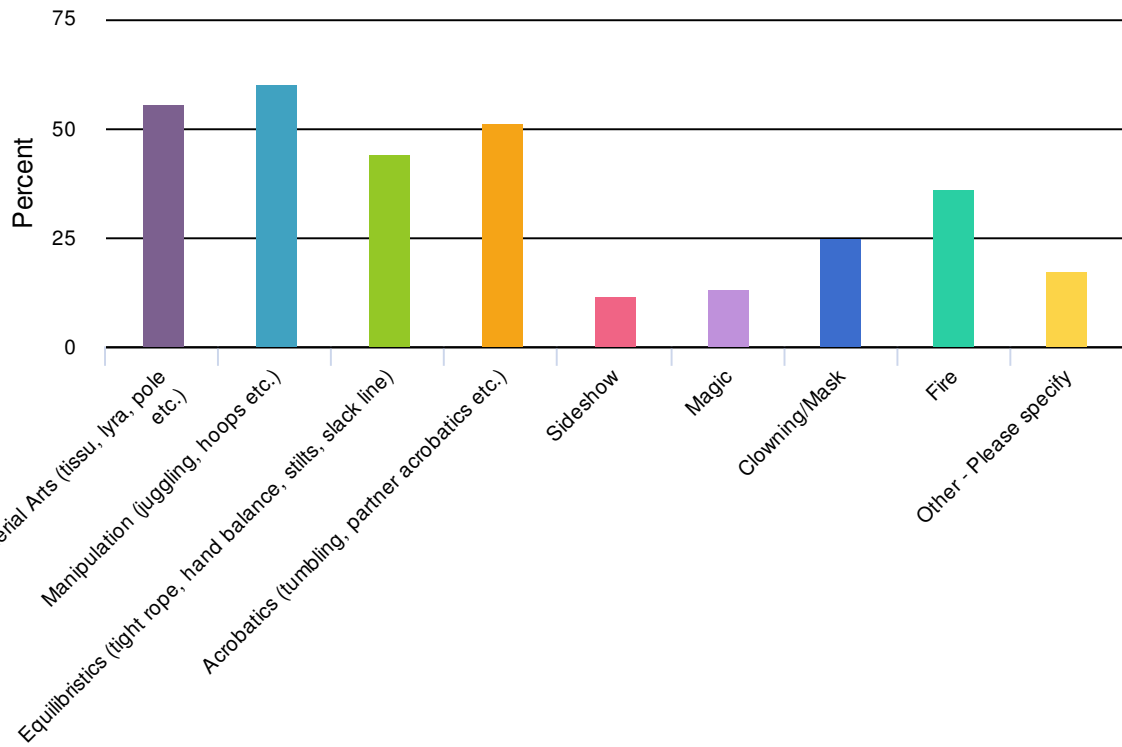
Value	Percent	Responses
Yes (please specify)	35.0%	85
No	65.0%	158
		<b>Totals: 243</b>










14. Do you hold a current first aid certificate? (For Teachers)



Value		Percent	Responses
Yes		60.5%	147
No		39.5%	96
			<b>Totals: 243</b>

15. What disciplines have you trained in between April 2018 and April 2019? (please check all that apply) (For Performers and Aspiring Performers):



Value		Percent	Responses
Aerial Arts (tissu, lyra, pole etc.)		55.9%	76
Manipulation (juggling, hoops etc.)		60.3%	82
Equilibristics (tight rope, hand balance, stilts, slack line)		44.1%	60
Acrobatics (tumbling, partner acrobatics etc.)		51.5%	70
Sideshow		11.8%	16
Magic		13.2%	18
Clowning/Mask		25.0%	34
Fire		36.0%	49
Other - Please specify		17.6%	24

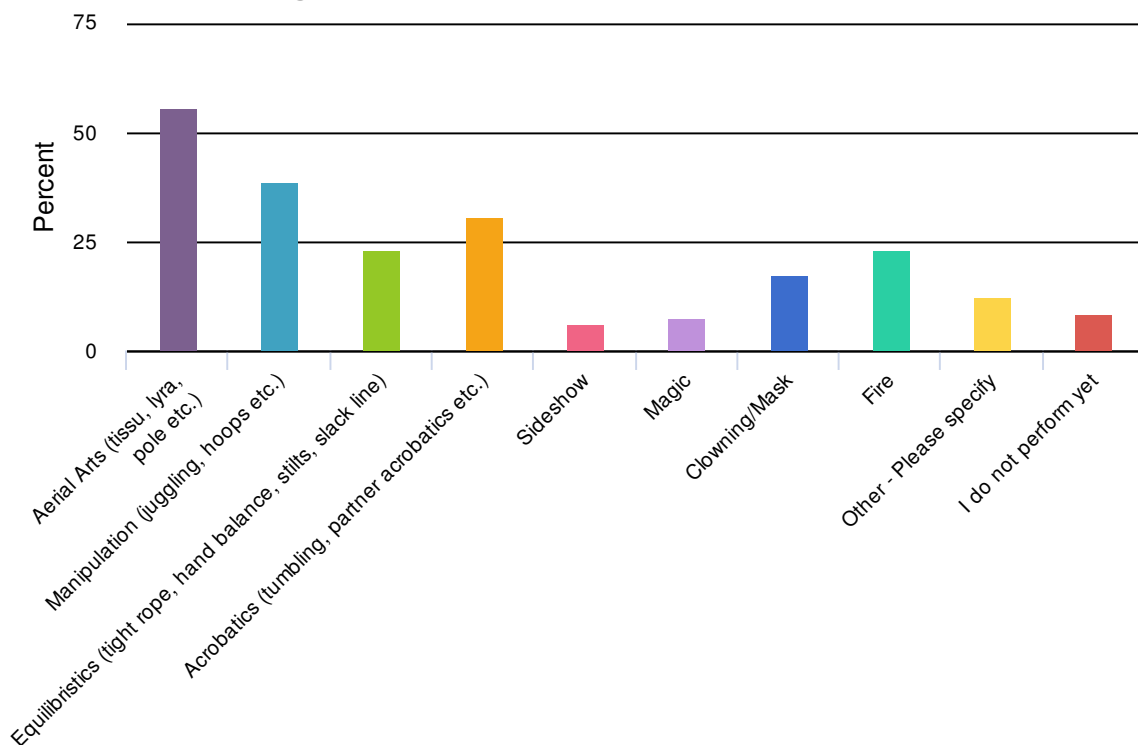
## Statistics

Total Responses

136



16. What are the primary skills / acts you perform? (Please check all that apply) (For Performers and Aspiring Performers):



Value	Percent	Responses
Aerial Arts (tissu, lyra, pole etc.)	56.0%	158
Manipulation (juggling, hoops etc.)	38.7%	109
Equilibristics (tight rope, hand balance, stilts, slack line)	23.0%	65
Acrobatics (tumbling, partner acrobatics etc.)	30.9%	87
Sideshow	6.4%	18
Magic	7.4%	21
Clowning/Mask	17.4%	49
Fire	23.4%	66
Other - Please specify	12.4%	35
I do not perform yet	8.5%	24

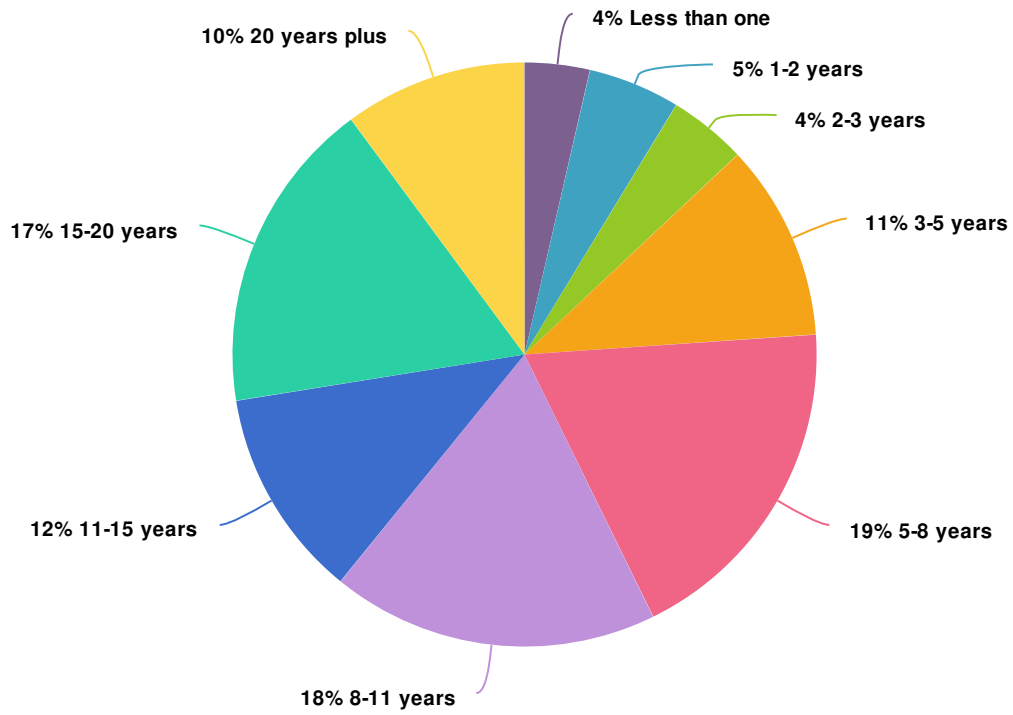
## Statistics

---

Total Responses

282

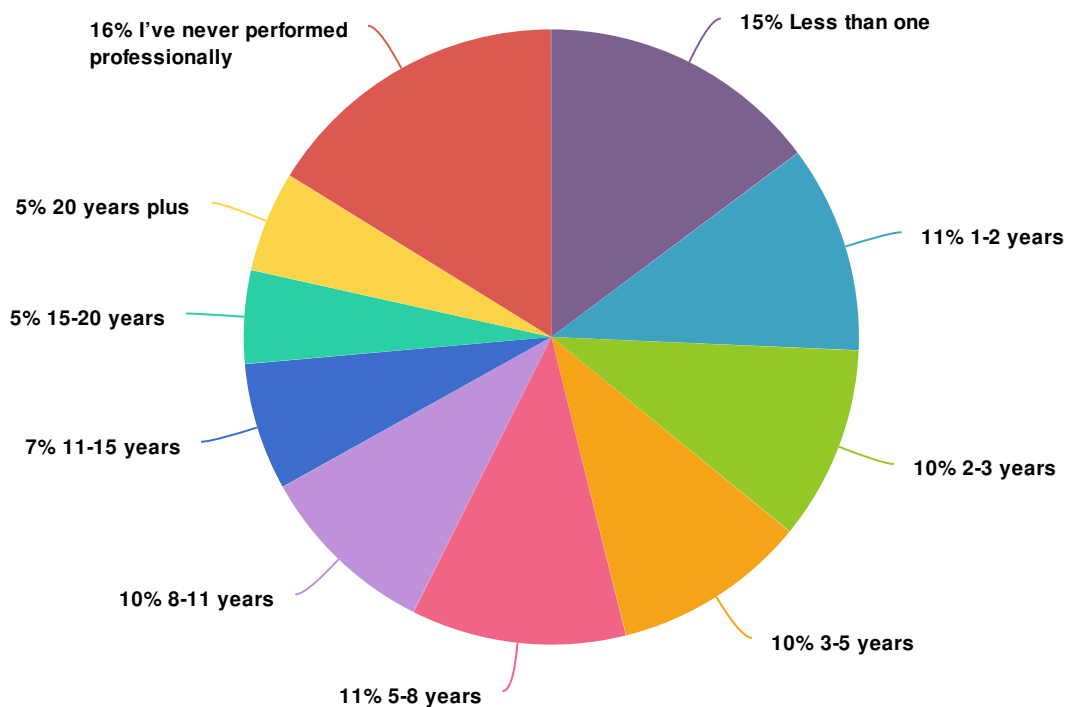
17. How many years have you been training circus (For Performers and Aspiring Performers)?













Value		Percent	Responses
Less than one		3.6%	5
1-2 years		5.1%	7
2-3 years		4.3%	6
3-5 years		10.9%	15
5-8 years		18.8%	26
8-11 years		18.1%	25
11-15 years		11.6%	16
15-20 years		17.4%	24
20 years plus		10.1%	14

Totals: 138

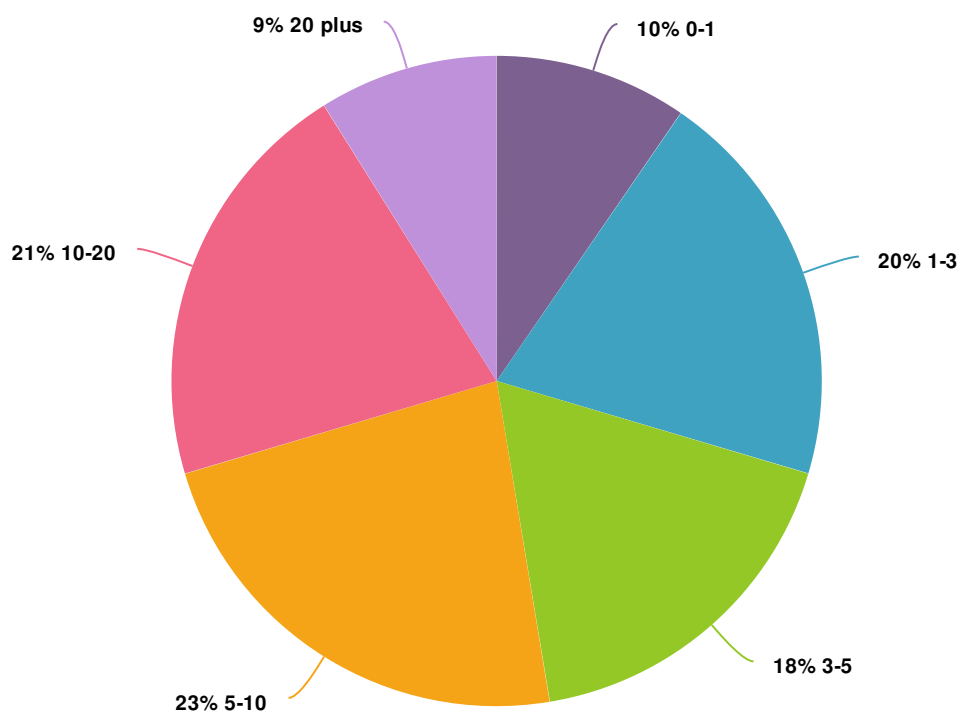
18. How many years have you been performing circus professionally (For Performers and Aspiring Performers)?



Value		Percent	Responses
Less than one		14.8%	42
1-2 years		10.9%	31
2-3 years		10.2%	29
3-5 years		10.2%	29
5-8 years		11.3%	32
8-11 years		9.5%	27
11-15 years		6.7%	19
15-20 years		4.9%	14
20 years plus		5.3%	15
I've never performed professionally		16.2%	46

Totals: 284

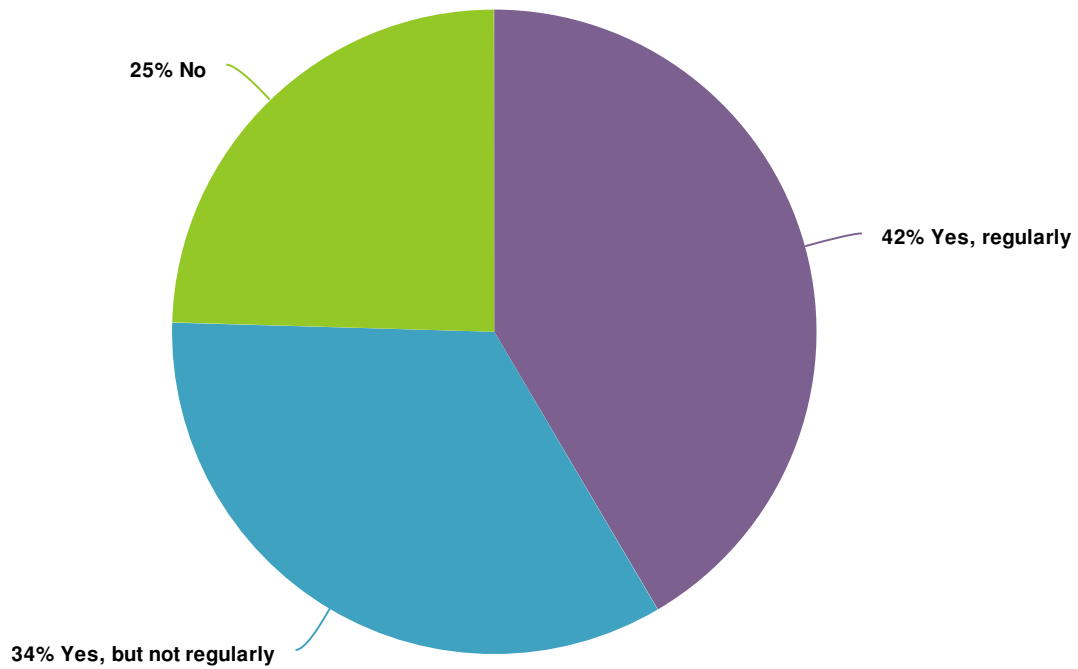
19. On average, how many hours a week do you do self-directed circus training (For Performers and Aspiring Performers)?






Value		Percent	Responses
0-1		9.6%	13
1-3		20.0%	27
3-5		17.8%	24
5-10		23.0%	31
10-20		20.7%	28
20 plus		8.9%	12

Totals: 135

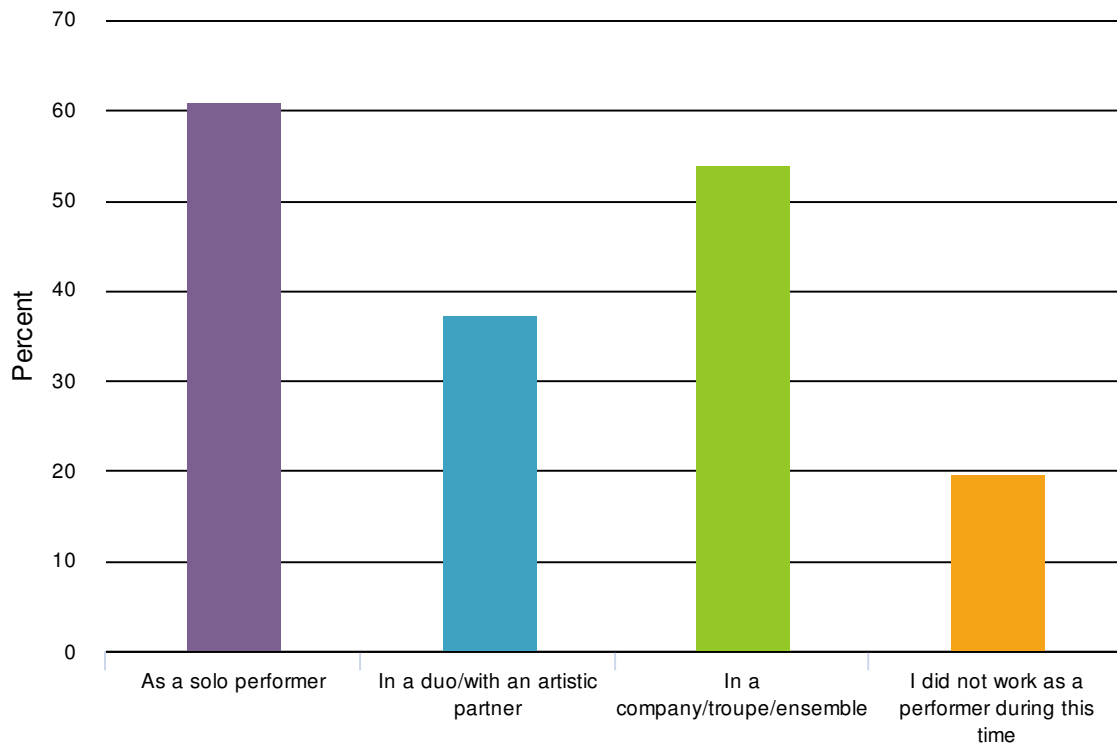
20. Between April 2018 and April 2019, did you attend classes or receive tuition (For Performers and Aspiring Performers)?







Value		Percent	Responses
Yes, regularly		41.5%	115
Yes, but not regularly		33.9%	94
No		24.5%	68

**Totals: 277**

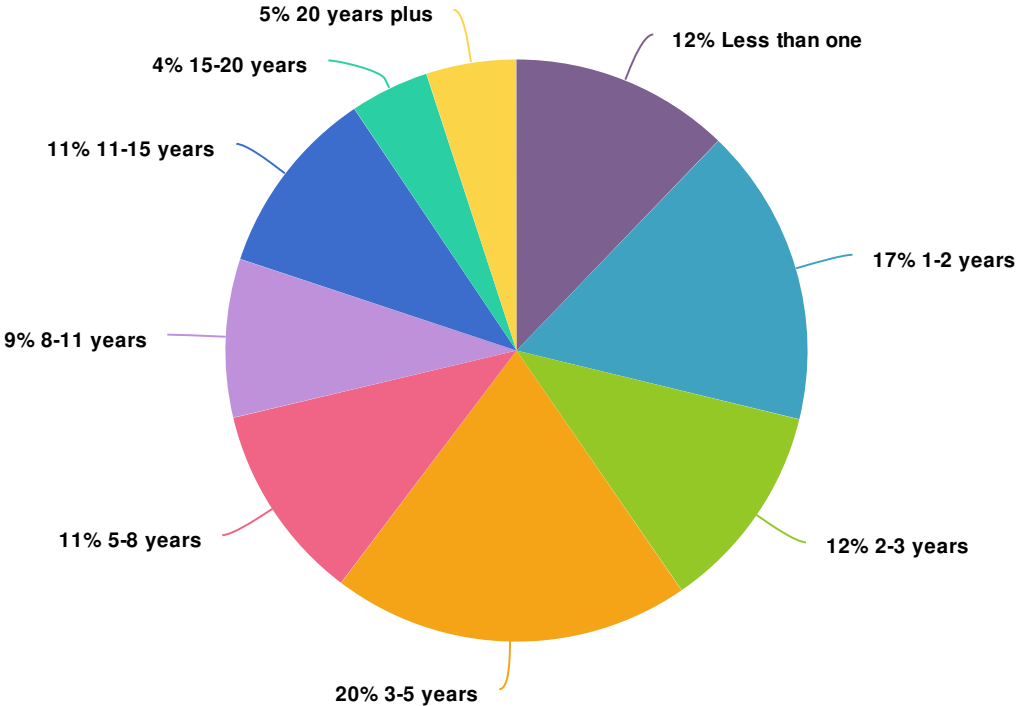
21. Please indicate how you presented professional work to the public between April 2018 and April 2019. You can select multiple answers: (For Performers and Aspiring Performers)












Value		Percent	Responses
As a solo performer		60.9%	170
In a duo/with an artistic partner		37.3%	104
In a company/troupe/ensemble		54.1%	151
I did not work as a performer during this time		19.7%	55

Statistics

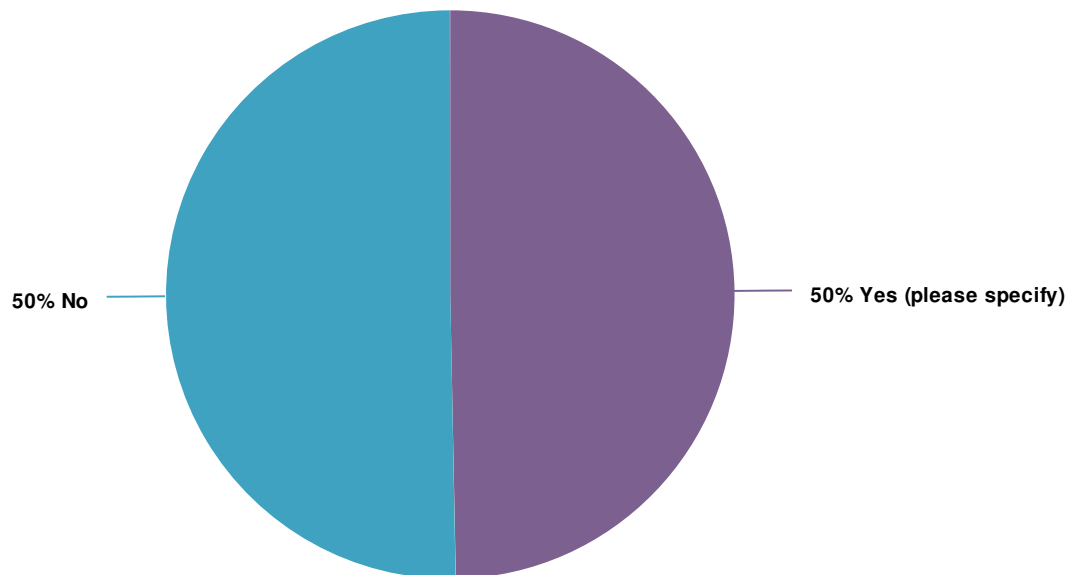
22. In the first section you indicated that you were either a producer/creator of shows, a circus/studio owner or that you worked in a supporting capacity. How many years have you been working in this role? (Producer/creator of shows, a circus/studio owner or worked in a supporting capacity)





Value		Percent	Responses
Less than one		12.2%	22
1-2 years		16.6%	30
2-3 years		11.6%	21
3-5 years		19.9%	36
5-8 years		11.0%	20
8-11 years		8.8%	16
11-15 years		10.5%	19
15-20 years		4.4%	8
20 years plus		5.0%	9

Totals: 181

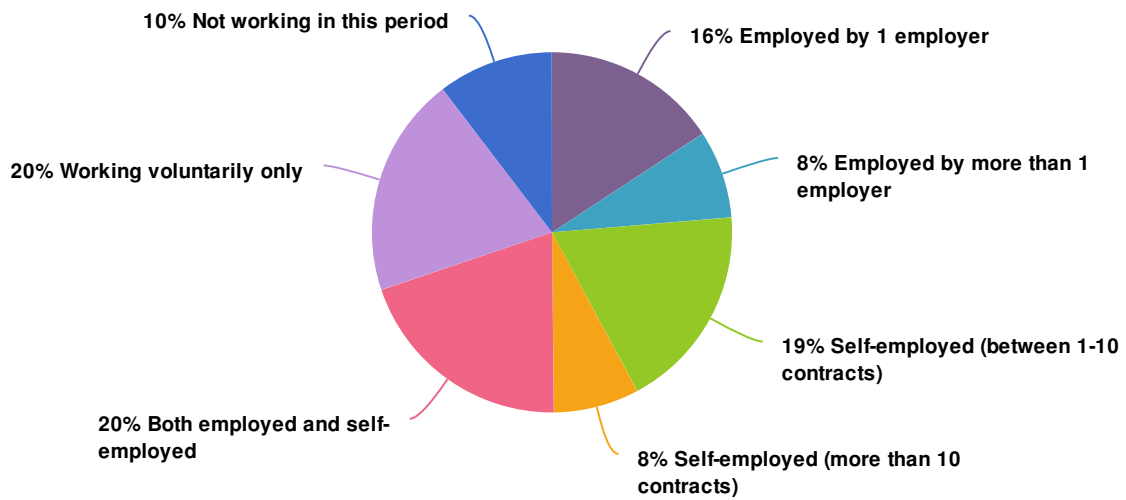
23. Did you receive training to support this current role in? (Producer/creator of shows, a circus/studio owner or that you worked in a supporting capacity )





Value		Percent	Responses
Yes (please specify)		49.7%	88
No		50.3%	89
			<b>Totals: 177</b>

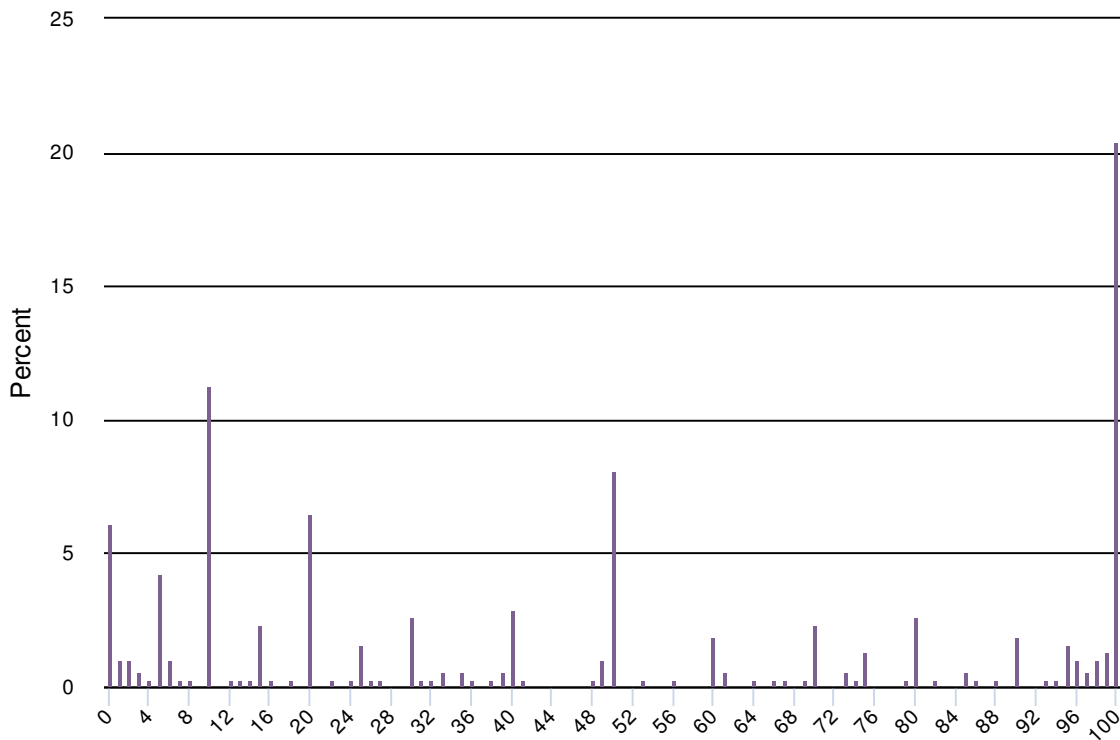
24. Looking at your employment status in the circus industry from April 2018 to April 2019, were you:



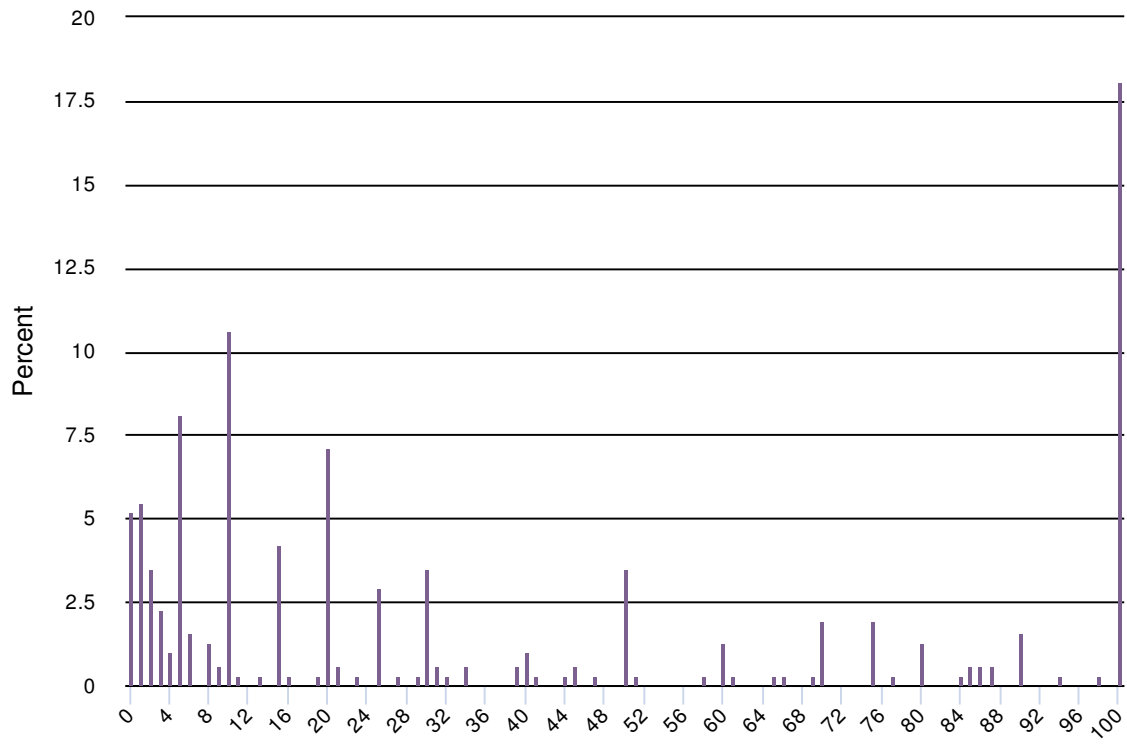
Value	Percent	Responses
Employed by 1 employer	15.8%	64
Employed by more than 1 employer	7.9%	32
Self-employed (between 1-10 contracts)	18.5%	75
Self-employed (more than 10 contracts)	7.7%	31
Both employed and self-employed	20.0%	81
Working voluntarily only	19.8%	80
Not working in this period	10.4%	42

Totals: 405

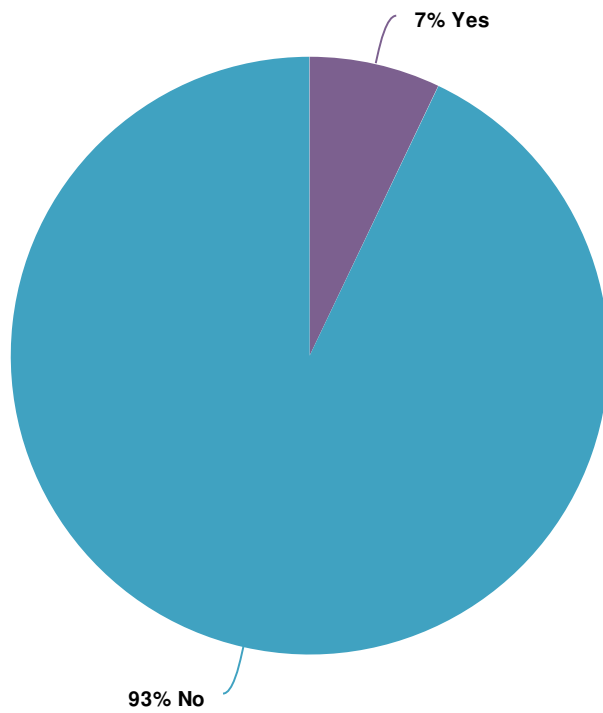
25. What percentage of your work in the circus industry was voluntary between April 2018 and April 2019?



26. What percentage of your own personal income came from working in the circus industry between April 2018 and April 2019?



27. Did you receive any grants/scholarships/funding for your own personal circus projects between April 2018 and April 2019?



Value	Percent	Responses
Yes	7.1%	29
No	92.9%	380

Totals: 409

28. Please indicate how many weeks you worked in the circus industry in New Zealand between April 2018 and April 2019.

